

The EDAN Nano Mobile App Features



Imaging Modes



Ultrasound in Your Pocket
Always on the Go

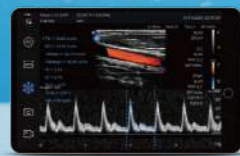
EDAN Nano L12 EXP

Diagnostic Ultrasound System



EDAN Nano L12 EXP

Diagnostic Ultrasound System



Distinctive Design

The remarkable new EDAN Nano ultrasound system delivers outstanding imaging quality with intelligent workflow in a pocket size design – making it an ideal choice for point-of-care ultrasound.

Always Ready

- Lightweight and pocket-sized, easy to carry everywhere
- Work on Android smartphones and tablets
- Support Wi-Fi and cable connection as user preferred
- Qualified for emergency medical service
- Configurable Cart and carrying bag for various application scenarios

Simple but Reliable

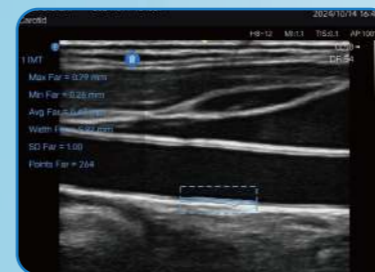
- IP67 dustproof and waterproof, easy to clean and disinfect
- Type-C quick charging support ultra-long scanning time
- Low Power Consumption for long duration
- Ergonomic design with 3 user-defined button, easy to operate

The Virtue of Value

Definitive image quality

Experience the future of medical imaging with our handheld ultrasound solution. Its sleek and intuitive interface, coupled with state-of-the-art features, ensures efficient and accurate assessments across various clinical settings. From clinics to emergency response scenarios, our device revolutionizes point-of-care diagnostics, enabling informed decision-making and optimizing patient outcomes.

- Carotid
- MSK
- Neo-head
- Small Parts
- Nerve
- Pediatric
- Vascular
- Anesthesiology
- Breast
- Needle
- Lung
- Appendix



Auto IMT



Vascular



Appendix



Breast



MSK



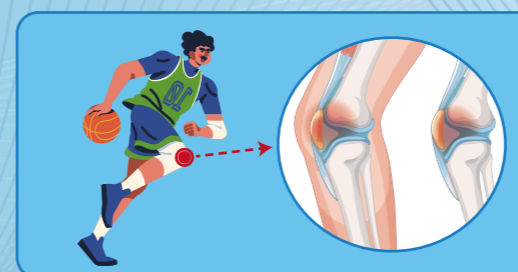
Needle




Emergency Medical Service



Ward Round



Sports Injury



Pain Management